

1. Name of Listed Entity: CENTUM ELECTRONICS LTD
2. Scrip Code/Name of Scrip/Class of Security: 517544,CENTUM,EQUITY SHARES
3. Share Holding Pattern Filed under: Reg. 31(1)(a)/Reg.31(1)(b)/Reg.31(1)(c)
- a. if under 31(1)(b) then indicate the report for quarter ending. 30 June 2016
- b. if under 31(1)(c) then indicate date of allotment/extinguishment N.A.

4. Declaration : The Listed entity is required to submit the following declaration to the extent of submission of information:

	Particulars	YES*	NO*
a	Whether the Listed Entity has issued any partly paid up shares	-	NO
b	Whether the Listed Entity has issued any Convertible Securities or Warrants?	-	NO
c	Whether the Listed Entity has any shares against which depository receipts are issued?	-	NO
d	Whether the Listed Entity has any shares in locked-in?	-	NO
e	Whether any shares held by promoters are pledge or otherwise encumbered?	-	NO

*if the Listed Entity selects the option 'NO' for the questions above, the columns for the partly paid up shares, Outstanding Convertible Securities/Warrants, depository receipts, locked-in shares, No of shares pledged or otherwise encumbered by promoters, as applicable, shall not be displayed at the time of dissemination on the Stock Exchange website. Also wherever there is 'No' declared by Listed entity in above table the values will be considered as 'Zero' by default on submission of the format of holding of specified securities.

5 The tabular format for disclosure of holding of specified securities is as follows:




Table I - Summary Statement holding of specified securities

Category	Category of Shareholder	No of Shareholders	No of fully paid up equity shares held	No of Partly paid-up equity shares held	No of Shares Underlying Depository Receipts	Total No of Shares Held (VII) = (IV)+(V)+(VI)	Shareholding as a % of total no of shares (As a % of (A+B+C2))	Number of Voting Rights held in each class of securities		
								No of Voting Rights		Total as a % of (A+B+C)
								Class Y	Total	
(I)	(II)	(III)	(IV)	(V)	(VI)	(VII)	(VIII)	(IX)		
(A)	Promoter & Promoter Group	5	7577477	0	0	7577477	59.63	0	7577477	59.63
(B)	Public	10194	5130578	0	0	5130578	40.37	0	5130578	40.37
(C)	Non Promoter-Non Public									
(C1)	Shares underlying DRs	0	0	0	0	0	NA	0	0	0.00
(C2)	Shares held by Employees Trusts	0	0	0	0	0	0.00	0	0	0.00
	Total:	10199	12708055	0	0	12708055	100.00	0	12708055	100.00

No of Shares Underlying Outstanding convertible securities (Including Warrants)	Shareholding as a % assuming full conversion of convertible Securities (as a percentage of diluted share capital)	Number of Locked in Shares	Number of Shares pledged or otherwise encumbered		Number of equity shares held in dematerialized form
			No.	As a % of total Shares held	
(X)	(XI)	(XII)		(XIII)	(XIV)
0	59.63	0	0.00	0	0.00
0	40.37	0	0.00	NA	NA
0	NA	0	0.00	NA	NA
0	0.00	0	0.00	NA	NA
0	100.00	0	0.00	0	0.00
					12495256


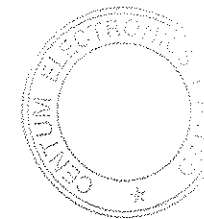


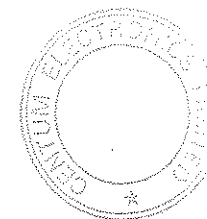
Table II - Statement showing shareholding pattern of the Promoter and Promoter Group

Category	Category & Name of the Shareholder	PAN	No of Shareholders	No of fully paid up equity shares held	No of Partly paid-up equity shares held	No of Shares Underlying Depository Receipts	Total No of Shares Held (IV+V+VI)	Shareholding as a % of total no of shares (calculated as per SCRR, 1957 (VIII) As a % of (A+B+C2)
	(I)	(II)	(III)	(IV)	(V)	(VI)	(VII)	(VIII)
(1)	Indian							
(a)	Individuals/Hindu undivided Family							
	APPARAO MALLAVARAPU	AAOPA6001H	5	7577477	0	0	7577477	59.63
	SWARNALATHA MALLAVARAPU	AENPM7221G	1	6604715	0	0	6604715	51.97
	M S SWARNAKUMARI	AGZPS7160C	1	369150	0	0	369150	2.90
	NIKHIL MALLAVARAPU	ADUPM9454J	1	13683	0	0	13683	0.11
(b)	Central Government/State Government(s)		2	589929	0	0	589929	4.64
(c)	Financial Institutions/Banks		0	0	0	0	0	0.00
(d)	Any Other		0	0	0	0	0	0.00
	Sub-Total (A)(1)		0	0	0	0	0	0.00
(2)	Foreign		5	7577477	0	0	7577477	59.63
(a)	Individuals (Non-Resident Individuals/Foreign Individuals)		0	0	0	0	0	0.00
(b)	Government		0	0	0	0	0	0.00
(c)	Institutions		0	0	0	0	0	0.00
(d)	Foreign Portfolio Investor		0	0	0	0	0	0.00
(e)	Any Other		0	0	0	0	0	0.00
	Sub-Total (A)(2)		0	0	0	0	0	0.00
	Total Shareholding of Promoter and Promoter Group (A)=(A)(1)+(A)(2)		5	7577477	0	0	7577477	59.63



Daman

Number of Voting Rights held in each class of securities			No of Shares Underlying Outstanding converttble securities (Including Warrants)	Shareholding as a % assuming full conversion of convertible Securities (as a percentage of diluted share capital) (VII)+(X) As a % of (A+B+C2)	Number of Locked in Shares		Number of Shares pledged or otherwise encumbered		Number of equity shares held in dematerialized form	
No of Voting Rights		Total as a % of (A+B+C)			No.	As a % of total Shares held	No.	As a % of total Shares held		
Class X	Class Y	Total								
(IX)			(X)	(XI)	(XII)		(XIII)		(XIV)	
7577477	0	7577477	59.63	0	59.63	0	0.00	0	0.00	7577477
6604715	0	6604715	51.97	0	51.97	0	0.00	0	0.00	6604715
369150	0	369150	2.90	0	2.90	0	0.00	0	0.00	369150
13683	0	13683	0.11	0	0.11	0	0.00	0	0.00	13683
589929	0	589929	4.64	0	4.64	0	0.00	0	0.00	589929
0	0	0	0.00	0	0.00	0	0.00	0	0.00	0
0	0	0	0.00	0	0.00	0	0.00	0	0.00	0
0	0	0	0.00	0	0.00	0	0.00	0	0.00	0
7577477	0	7577477	59.63	0	59.63	0	0.00	0	0.00	7577477
0	0	0	0.00	0	0.00	0	0.00	0	0.00	0
0	0	0	0.00	0	0.00	0	0.00	0	0.00	0
0	0	0	0.00	0	0.00	0	0.00	0	0.00	0
0	0	0	0.00	0	0.00	0	0.00	0	0.00	0
0	0	0	0.00	0	0.00	0	0.00	0	0.00	0
0	0	0	0.00	0	0.00	0	0.00	0	0.00	0
0	0	0	0.00	0	0.00	0	0.00	0	0.00	0
0	0	0	0.00	0	0.00	0	0.00	0	0.00	0
0	0	0	0.00	0	0.00	0	0.00	0	0.00	0
7577477	0	7577477	59.63	0	59.63	0	0.00	0	0.00	7577477



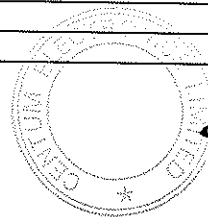
Yamini

Table III - Statement showing shareholding pattern of the Public shareholder

Category	Category & Name of the Shareholder	PAN	No of Shareholders	No of fully paid up equity shares held	No of Partly paid-up equity shares held	No of Shares Underlying Depository Receipts	Total No of Shares Held (IV+V+VI)	Shareholding as a % of total no of shares (A+B+C2)
	(I)	(II)	(III)	(IV)	(V)	(VI)	(VII)	(VIII)
(1)	Institutions							
(a)	Mutual Funds							
	L AND T MUTUAL FUND TRUSTEE LTD-L AND T MID CAP FUND	AAATC4460E	9	1481801	0	0	1481801	11.66
	HDFC TRUSTEE COMPANY LIMITED - HDFC PRUDENCE FUND	AAATH1809A	4	355984	0	0	355984	2.80
(b)	Venture Capital Funds		4	1125734	0	0	1125734	8.86
(c)	Alternate Investment Funds		0	0	0	0	0	0.00
(d)	Foreign Venture Capital Investors		0	0	0	0	0	0.00
(e)	Foreign Portfolio Investors		0	0	0	0	0	0.00
(f)	Financial Institutions/Banks		4	143804	0	0	143804	1.13
(g)	Insurance Companies		4	3636	0	0	3636	0.03
(h)	Provident Funds/Pension Funds		0	0	0	0	0	0.00
(i)	Any Other		0	0	0	0	0	0.00
	Sub Total (B)(1)		17	1629241	0	0	1629241	12.82
(2)	Central Government/State Government(s)/President of India							
	Sub Total (B)(2)		0	0	0	0	0	0.00
(3)	Non-Institutions							
(a)	i.Individual shareholders holding nominal share capital up to Rs.2 lakhs		9594	1861699	0	0	1861699	14.65
	ii.Individual shareholders holding nominal share capital in excess of Rs. 2 Lakhs		20	986045	0	0	986045	7.76
	B-HARAT JAYANTILAL PATEL	AAAPP6652R	1	192947	0	0	192947	1.52
(b)	NBFCs Registered with RBI							
(c)	Employee Trusts		0	0	0	0	0	0.00
(d)	Overseas Depositories (Holding DRs)(Balancing figure)		0	0	0	0	0	0.00
(e)	Any Other		0	0	0	0	0	0.00
	NON RESIDENT INDIANS							
	CLEARING MEMBERS		182	87615	0	0	87615	0.69
	BODIES CORPORATES		41	9530	0	0	9530	0.07
	Sub Total (B)(3)		340	556448	0	0	556448	4.38
	Total Public Shareholding (B) = (B)(1)+(B)(2)+(B)(3)		10177	3501337	0	0	3501337	27.55
			10194	5130578	0	0	5130578	40.37



Number of Voting Rights held in each class of securities			No of Shares Underlying Outstanding convertible securities (Including Warrants)	Shareholding as a % assuming full conversion of convertible Securities (as a percentage of diluted share capital)	Number of Locked in Shares		Number of Shares pledged or otherwise encumbered		Number of equity shares held in dematerialized form	
No of Voting Rights		Total as a % of (A+B+C)			No.	As a % of total Shares held	No.	As a % of total Shares held		
Class X	Class Y	Total								
(IX)			(X)	(XI)	(XII)		(XIII)		(XIV)	
1481801	0	1481801	11.66	0	11.66	0	0.00	NA	NA	1481718
355984	0	355984	2.80	0	2.80	0	0.00	NA	NA	355984
1125734	0	1125734	8.86	0	8.86	0	0.00	NA	NA	1125734
0	0	0	0.00	0	0.00	0	0.00	NA	NA	0
0	0	0	0.00	0	0.00	0	0.00	NA	NA	0
0	0	0	0.00	0	0.00	0	0.00	NA	NA	0
143804	0	143804	1.13	0	1.13	0	0.00	NA	NA	142971
3636	0	3636	0.03	0	0.03	0	0.00	NA	NA	3470
0	0	0	0.00	0	0.00	0	0.00	NA	NA	0
0	0	0	0.00	0	0.00	0	0.00	NA	NA	0
1629241	0	1629241	12.82	0	12.82	0	0.00	NA	NA	1628159
0	0	0	0.00	0	0.00	0	0.00	NA	NA	0
0	0	0	0.00	0	0.00	0	0.00	NA	NA	0
1861699	0	1861699	14.65	0	14.65	0	0.00	NA	NA	1662023
986045	0	986045	7.76	0	7.76	0	0.00	NA	NA	986045
192947	0	192947	1.52	0	1.52	0	0.00	NA	NA	192947
0	0	0	0.00	0	0.00	0	0.00	NA	NA	0
0	0	0	0.00	0	0.00	0	0.00	NA	NA	0
0	0	0	0.00	0	0.00	0	0.00	NA	NA	0
87615	0	87615	0.69	0	0.69	0	0.00	NA	NA	87615
9530	0	9530	0.07	0	0.07	0	0.00	NA	NA	9530
556448	0	556448	4.38	0	4.38	0	0.00	NA	NA	544407
3501337	0	3501337	27.55	0	27.55	0	0.00			3289620
5130578	0	5130578	40.37	0	40.37	0	0.00			4917779



[Handwritten signature]


Table IV - Statement showing shareholding pattern of the Non Promoter - Non Public Shareholder

Category	Category & Name of the Shareholder	PAN	No of Shareholders	No of fully paid up equity shares held	No of Partly paid-up equity shares held	No of Shares Underlying Depository Receipts	Total No of Shares Held (IV+V+VI)	Shareholding as a % of total no of shares (A+B+C2)
	(i)	(ii)	(iii)	(iv)	(v)	(vi)	(vii)	(viii)
(1)	Custodian/DR Holder		0	0	0	0	0	0.00
(2)	Employee Benefit Trust (under SEBI(Share based Employee Benefit) Regulations 2014)		0	0	0	0	0	0.00
	Total Non-Promoter-Non Public Shareholding (C) = (C)(1)+(C)(2)		0	0	0	0	0	0.00

Number of Voting Rights held in each class of securities				No of Shares Underlying Outstanding convertible securities (Including Warrants)	Shareholding as a % assuming full conversion of convertible Securities (as a percentage of diluted share capital)	Number of Locked in Shares		Number of Shares pledged or otherwise encumbered		Number of equity shares held in dematerialized form
No of Voting Rights			Total as a % of (A+B+C)			No.	As a % of total Shares held	No.	As a % of total Shares held	
Class X	Class Y	Total	(ix)	(x)	(xi)	(xii)	(xiii)	(xiv)		
0		0	0.00	0	0.00	0	0.00	NA	NA	0
0		0	0.00	0	0.00	0	0.00	NA	NA	0
0		0	0.00	0	0.00	0	0.00			0



Details of the shareholders acting as persons in Concert including their Shareholding:			
Name of Shareholder	Name of PAC	No of shares	Holding%
Total:			0



Ram

Details of Shares which remain unclaimed may be given here along with details such as number of shareholders, outstanding shares held in demat/unclaimed suspense account

No of Shareholders

No of shares

