

1. Name of Listed Entity: **CENTUM ELECTRONICS LTD**
2. Scrip Code/Name of Scrip/Class of Security: **517544**
3. Share Holding Pattern Filed under: **Reg. 31(1)(a)/Reg.31(1)(b)/Reg.31(1)(c)**
 - a. if under 31(1)(b) then indicate the report for quarter ending. **31-Mar-16**
 - b. if under 31(1)(c) then indicate date of allotment/extinguishment **N.A.**
4. Declaration : The Listed entity is required to submit the following declaration to the extent of submission of information:

Particulars	YES*	NO*
a Whether the Listed Entity has issued any partly paid up shares	-	NO
b Whether the Listed Entity has issued any Convertible Securities or Warrants?	-	NO
c Whether the Listed Entity has any shares against which depository receipts are issued?	-	NO
d Whether the Listed Entity has any shares in locked-in?	-	NO
e Whether any shares held by promoters are pledged or otherwise encumbered?	-	NO

*if the Listed Entity selects the option 'NO' for the questions above, the columns for the partly paid up shares, Outstanding Convertible Securities/Warrants, depository receipts, locked-in shares, No of shares pledged or otherwise encumbered by promoters, as applicable, shall not be displayed at the time of dissemination on the Stock Exchange website. Also wherever there is 'No' declared by Listed entity in above table the values will be considered as 'Zero' by default on submission of the format of holding of specified securities.

5. The tabular format for disclosure of holding of specified securities is as follows:




Table I - Summary Statement holding of specified securities

Category	Category of Shareholder	No of Shareholders	No of fully paid up equity shares held	No of Partly paid-up equity shares held	No of Shares Underlying Depository Receipts	Total No of Shares Held (VII) = (IV)+(V)+(VI)	Shareholding as a % of total no of shares (As a % of (A+B+C2))	Number of Voting Rights held in each class of securities			
								Class X	Class Y	Total	
(I)	(II)	(III)	(IV)	(V)	(VI)	(VII)	(VIII)	(IX)		Total as a % of (A+B+C)	
(A)	Promoter & Promoter Group	5	7577477	0	0	7577477	59.85	7577477	0	7577477	59.85
(B)	Public	10093	5083441	0	0	5083441	40.15	5083441	0	5083441	40.15
(C)	Non Promoter-Non Public										
(C1)	Shares underlying DRs	0	0	0	0	0	NA	0	0	0	0.00
(C2)	Shares held by Employes Trusts	0	0	0	0	0	0.00	0	0	0	0.00
	Total:	10098	12660918	0	0	12660918	100.00	12660918	0	12660918	100.00

No of Shares Underlying Outstanding convertible securities (Including Warrants)	Shareholding as a % assuming full conversion of convertible Securities (as a percentage of diluted share capital)	Number of Locked in Shares		Number of Shares pledged or otherwise encumbered		Number of equity shares held in dematerialized form
		No.	As a % of total Shares held	No.	As a % of total Shares held	
(X)	(XI)	(XII)		(XIII)		(XIV)
0	59.85	0	0.00	0	0.00	7577477
0	40.15	0	0.00	NA	NA	4869161
0	NA	0	0.00	NA	NA	0
0	0.00	0	0.00	NA	NA	0
0	100.00	0	0.00	0	0.00	12446638






Table II - Statement showing shareholding pattern of the Promoter and Promoter Group

Category	Category & Name of the Shareholder	PAN	No of Shareholders	No of fully paid up equity shares held	No of Partly paid-up equity shares held	No of Shares Underlying Depository Receipts	Total No of Shares Held (IV+V+VI)	Shareholding as a % of total no of shares (calculated as per SCRR, 1957 (VIII) As a % of (A+B+C2)
	(I)	(II)	(III)	(IV)	(V)	(VI)	(VII)	(VIII)
(1)	Indian							
(a)	Individuals/Hindu undivided Family		5	7577477	0	0	7577477	59.85
	Apparao Mallavarapu	AAOPA6001H	1	6604715	0	0	6604715	52.23
	SWARNALATHA MALLAVARAPU	AENPM7221G	1	369150	0	0	369150	2.92
	M S SWARNAKUMARI	AGZPS7160C	1	13683	0	0	13683	0.11
	NIKHIL MALLAVARAPU	AOUPM9454J	1	581314	0	0	581314	4.59
	NIKHIL MALLAVARAPU	AOUPM9454J	1	8615	0	0	8615	0.07
(b)	Central Government/State Government(s)		0	0	0	0	0	0.00
(c)	Financial Institutions/Banks		0	0	0	0	0	0.00
(d)	Any Other		0	0	0	0	0	0.00
	Sub-Total (A)(1)		5	7577477	0	0	7577477	59.85
(2)	Foreign							
(a)	Individuals (Non-Resident Individuals/Foreign Individuals)		0	0	0	0	0	0.00
(b)	Government		0	0	0	0	0	0.00
(c)	Institutions		0	0	0	0	0	0.00
(d)	Foreign Portfolio Investor		0	0	0	0	0	0.00
(e)	Any Other		0	0	0	0	0	0.00
	Sub-Total (A)(2)		0	0	0	0	0	0.00
	Total Shareholding of Promoter and Promoter Group (A)=(A)(1)+(A)(2)		5	7577477	0	0	7577477	59.85

Domun



Number of Voting Rights held in each class of securities				No of Shares Underlying Outstanding convertible securities (Including Warrants)	Shareholding as a % assuming full conversion of convertible Securities (as a percentage of diluted share capital) (VII)+(X) As a % of (A+B+C2)	Number of Locked in Shares		Number of Shares pledged or otherwise encumbered		Number of equity shares held in dematerialized form
No of Voting Rights			Total as a % of (A+B+C)			No.	As a % of total Shares held	No.	As a % of total Shares held	
Class X	Class Y	Total								
(IX)				(X)	(XI)	(XII)		(XIII)		(XIV)
7577477	0	7577477	59.85	0	59.85	0	0.00	0	0.00	7577477
6604715	0	6604715	52.23	0	52.23	0	0.00	0	0.00	6604715
369150	0	369150	2.92	0	2.92	0	0.00	0	0.00	369150
13683	0	13683	0.11	0	0.11	0	0.00	0	0.00	13683
581314	0	581314	4.59	0	4.59	0	0.00	0	0.00	581314
8615	0	8615	0.07	0	0.07	0	0.00	0	0.00	8615
0	0	0	0.00	0	0.00	0	0.00	0	0.00	0
0	0	0	0.00	0	0.00	0	0.00	0	0.00	0
0	0	0	0.00	0	0.00	0	0.00	0	0.00	0
7577477	0	7577477	59.85	0	59.85	0	0.00	0	0.00	7577477
0	0	0	0.00	0	0.00	0	0.00	0	0.00	0
0	0	0	0.00	0	0.00	0	0.00	0	0.00	0
0	0	0	0.00	0	0.00	0	0.00	0	0.00	0
0	0	0	0.00	0	0.00	0	0.00	0	0.00	0
0	0	0	0.00	0	0.00	0	0.00	0	0.00	0
0	0	0	0.00	0	0.00	0	0.00	0	0.00	0
7577477	0	7577477	59.85	0	59.85	0	0.00	0	0.00	7577477



Handwritten signature

Table III - Statement showing shareholding pattern of the Public shareholder

Category	Category & Name of the Shareholder	PAN	No of Shareholders	No of fully paid up equity shares held	No of Partly paid-up equity shares held	No of Shares Underlying Depository Receipts	Total No of Shares Held (IV+V+VI)	Shareholding as a % of total no of shares (A+B+C2)
	(I)	(II)	(III)	(IV)	(V)	(VI)	(VII)	(VIII)
(1)	Institutions							
(a)	Mutual Funds		10	1589285	0	0	1589285	12.55
	LAND T MUTUAL FUND TRUSTEE LTD-LAND T MID CAP FUND	AAATC4460E	4	423468	0	0	423468	3.34
	HDFC TRUSTEE COMPANY LIMITED - HDFC PRUDENCE FUND	AAATH1809A	4	1125734	0	0	1125734	8.89
(b)	Venture Capital Funds		0	0	0	0	0	0.00
(c)	Alternate Investment Funds		0	0	0	0	0	0.00
(d)	Foreign Venture Capital Investors		0	0	0	0	0	0.00
(e)	Foreign Portfolio Investors		5	142780	0	0	142780	1.13
(f)	Financial Institutions/Banks		4	2751	0	0	2751	0.02
(g)	Insurance Companies		0	0	0	0	0	0.00
(h)	Provident Funds/Pension Funds		0	0	0	0	0	0.00
(i)	Any Other							
	Sub Total (B)(1)		19	1734816	0	0	1734816	13.70
(2)	Central Government/State Government(s)/President of India		0	0	0	0	0	0.00
	Sub Total (B)(2)		0	0	0	0	0	0.00
(3)	Non-Institutions							
(a)	i. Individual shareholders holding nominal share capital up to Rs.2 lakhs		9555	1829368	0	0	1829368	14.45
	ii. Individual shareholders holding nominal share capital in excess of Rs. 2 Lakhs		16	867460	0	0	867460	6.85
	BHARAT JAYANTILAL PATEL	AAAPP6652R	1	192947	0	0	192947	1.52
(b)	NBFCs Registered with RBI		0	0	0	0	0	0.00
(c)	Employee Trusts		0	0	0	0	0	0.00
(d)	Overseas Depositories (Holding DRs)(Balancing figure)		0	0	0	0	0	0.00
(e)	Any Other							
	NON RESIDENT INDIANS		172	81709	0	0	81709	0.65
	CLEARING MEMBERS		20	7216	0	0	7216	0.06
	BODIES CORPORATES		310	562872	0	0	562872	4.45
	Sub Total (B)(3)		10073	3348625	0	0	3348625	26.45
	Total Public Shareholding (B) = (B)(1)+(B)(2)+(B)(3)		10092	5083441	0	0	5083441	40.15



Number of Voting Rights held in each class of securities			No of Shares Underlying Outstanding convertible securities (Including Warrants)	Shareholding as a % assuming full conversion of convertible Securities (as a percentage of diluted share capital)	Number of Locked in Shares		Number of Shares pledged or otherwise encumbered		Number of equity shares held in dematerialized form	
No of Voting Rights		Total as a % of (A+B+C)			No.	As a % of total Shares held	No.	As a % of total Shares held		
Class X	Class Y	Total								
(IX)			(X)	(XI)	(XII)		(XIII)		(XIV)	
1589285	0	1589285	12.55	0	12.55	0	0.00	NA	NA	1589202
423468	0	423468	3.34	0	3.34	0	0.00	NA	NA	423468
1125734	0	1125734	8.89	0	8.89	0	0.00	NA	NA	1125734
0	0	0	0.00	0	0.00	0	0.00	NA	NA	0
0	0	0	0.00	0	0.00	0	0.00	NA	NA	0
0	0	0	0.00	0	0.00	0	0.00	NA	NA	0
142780	0	142780	1.13	0	1.13	0	0.00	NA	NA	141947
2751	0	2751	0.02	0	0.02	0	0.00	NA	NA	2585
0	0	0	0.00	0	0.00	0	0.00	NA	NA	0
0	0	0	0.00	0	0.00	0	0.00	NA	NA	0
1734816	0	1734816	13.70	0	13.70	0	0.00	NA	NA	1733734
0	0	0	0.00	0	0.00	0	0.00	NA	NA	0
0	0	0	0.00	0	0.00	0	0.00	NA	NA	0
1829368	0	1829368	14.45	0	14.45	0	0.00	NA	NA	1628211
867460	0	867460	6.85	0	6.85	0	0.00	NA	NA	867460
192947	0	192947	1.52	0	1.52	0	0.00	NA	NA	192947
0	0	0	0.00	0	0.00	0	0.00	NA	NA	0
0	0	0	0.00	0	0.00	0	0.00	NA	NA	0
0	0	0	0.00	0	0.00	0	0.00	NA	NA	0
81709	0	81709	0.65	0	0.65	0	0.00	NA	NA	81709
7216	0	7216	0.06	0	0.06	0	0.00	NA	NA	7216
562872	0	562872	4.45	0	4.45	0	0.00	NA	NA	550831
3348625	0	3348625	26.45	0	26.45	0	0.00	NA	NA	3135427
5083441	0	5083441	40.15	0	40.15	0	0.00	NA	NA	4869161

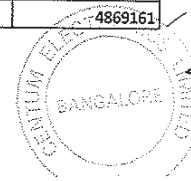



Table IV - Statement showing shareholding pattern of the Non Promoter - Non Public Shareholder

Category	Category & Name of the Shareholder	PAN	No of Shareholders	No of fully paid up equity shares held	No of Partly paid-up equity shares held	No of Shares Underlying Depository Receipts	Total No of Shares Held (IV+V+VI)	Shareholding as a % of total no of shares (A+B+C2)
	(I)	(II)	(III)	(IV)	(V)	(VI)	(VII)	(VIII)
(1)	Custodian/DR Holder		0	0	0	0	0	0.00
(2)	Employee Benefit Trust (under SEBI(Share based Employee Benefit) Regulations 2014)		0	0	0	0	0	0.00
	Total Non-Promoter-Non Public Shareholding (C) = (C)(1)+(C)(2)		0	0	0	0	0	0.00

Number of Voting Rights held in each class of securities				No of Shares Underlying Outstanding convertible securities (including Warrants)	Shareholding as a % assuming full conversion of convertible Securities (as a percentage of diluted share capital)	Number of Locked in Shares		Number of Shares pledged or otherwise encumbered		Number of equity shares held in dematerialized form	
No of Voting Rights			Total as a % of (A+B+C)			No.	As a % of total Shares held	No.	As a % of total Shares held		
Class X	Class Y	Total		(X)	(XI)	(XII)		(XIII)		(XIV)	
(IX)				(X)	(XI)	(XII)		(XIII)		(XIV)	
0		0	0	0.00	0	0.00	0	0.00	NA	NA	0
0		0	0	0.00	0	0.00	0	0.00	NA	NA	0
0		0	0	0.00	0	0.00	0	0.00			0



[Handwritten Signature]

Details of the shareholders acting as persons in Concert including their Shareholding:			
Name of Shareholder	Name of PAC	No of shares	Holding%
Total:		0	0



Domini