



Ref: CEL/NSEBSE/IP/10122024

10th December, 2024

To,

Listing Department, National Stock Exchange of India Limited, Exchange Plaza, Bandra Kurla Complex, Bandra (East), Mumbai – 400 051	Department of Corporate Services – Listing, BSE Limited, P. J. Towers, Dalal Street, Mumbai – 400 001
---	---

Re: Scrip Symbol: CENTUM/ Scrip Code: 517544

Dear Sir/ Madam,

Sub: Investor Presentation

This is to inform you that pursuant to Regulation 30 of the SEBI (Listing Obligations and Disclosure Requirements) Regulations, 2015 (the "Listing Regulations"), read with Part A of Schedule III of the Listing Regulations, we hereby enclose the Investor Presentation.

Kindly take the same on your records.

Yours faithfully,
For **Centum Electronics Limited**

Indu H S
Company Secretary & Compliance Officer

Encl: as above

Centum Electronics Limited

44, KHB Industrial Area, Yelahanka New Town, Bangalore - 560 106, Karnataka, India

Tel +91-(0)80-4143-6000 Fax +91-(0)80-4143-6005 Website www.centumelectronics.com

E-mail info@centumelectronics.com CIN - L85110KA1993PLC013869



INVESTOR PRESENTATION

December 2024

Snapshot



30+ years of domain expertise in Electronics Design & Manufacturing Solutions



Concept to Commissioning capabilities



1,900+ Employees
600+ Engineers



Strong Supply Chain Network with 600+ suppliers



Global Operations with strong presence in Asia, Europe and North America



Healthy Order Book of ~INR 17,720 Mn*



Dedicated to Sustainability & Environmental responsibility



Serving segments with Hi-Tech, High Entry Barriers

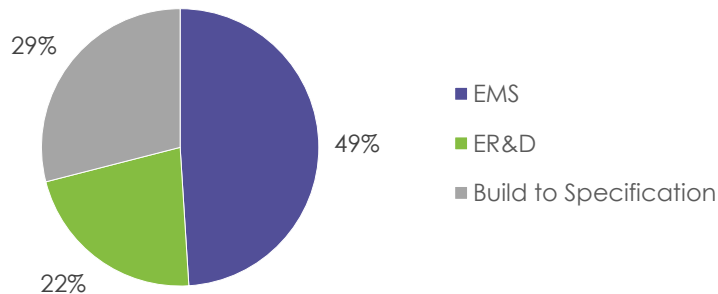


75% Revenues from Customers in Advanced Economies

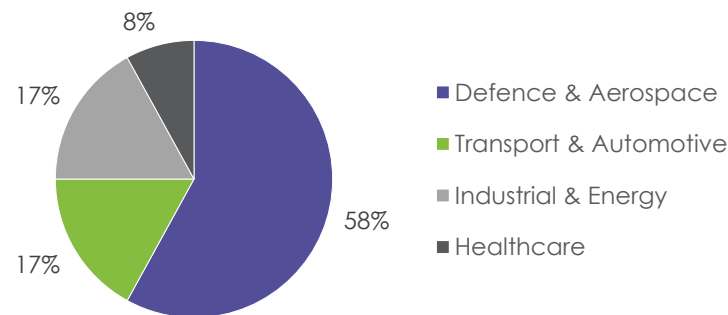


Presence in High Growth Markets – EMS, ER&D, Defence & Space

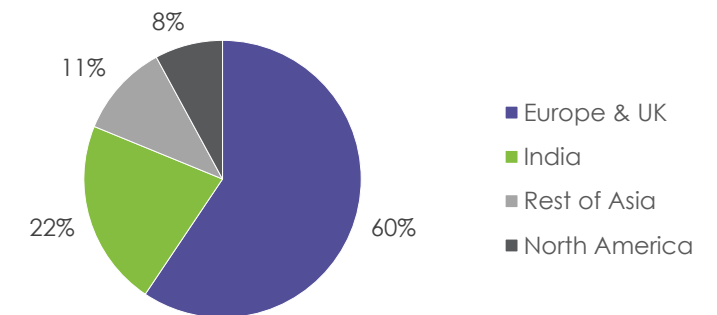
Revenue split by Vertical – H1FY25



Revenue split by Industry – H1FY25



Revenue Split by Geography – H1FY25



* As on 30th September 2024, Not including client forecasts of EMS division & signed LOIs for Transportation products

Key Investment Highlights



Centum: Present in multiple high growth markets

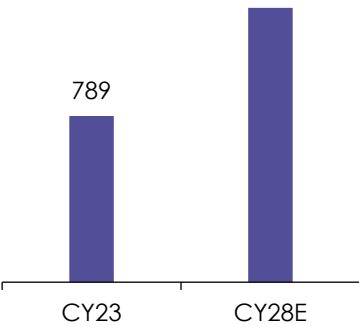


EMS Market Outlook

Global EMS Market (USD Bn)

CAGR 10.6%

1,304

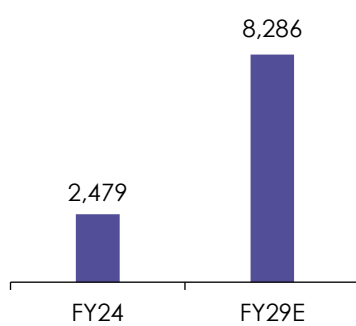


Indian EMS Market (INR Bn)

CAGR 27.4%

2,479

8,286



The Global EMS Market is expected to grow from USD 789 Bn in CY23 to reach USD 1,304 Bn by CY28

India contributes to ~3.8% of Global EMS market (FY24), expected to go up to 7.7% by FY29E

Growth Drivers

- ✓ Increased spending on infrastructure & modernization initiatives in industrial, defence, mobility, healthcare
- ✓ Govt schemes to incentivise domestic mfg. and investments. (like PLI, DLI, etc.)
- ✓ Cost-competitive workforce
- ✓ Favorable geopolitical positioning

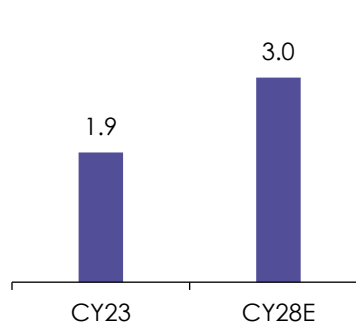
ER&D Market Outlook

Global ER&D Spend (USD Tn)

CAGR 9.6%

1.9

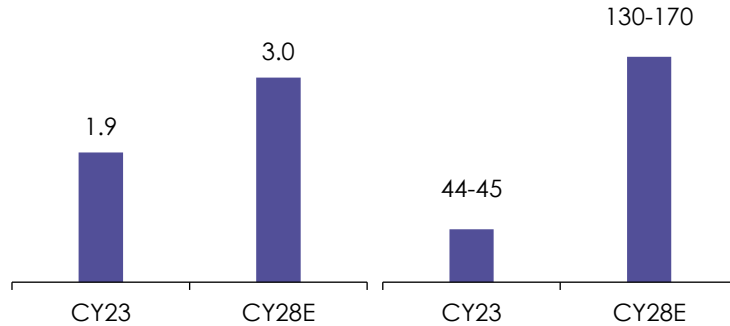
3.0



India's share of Global corporate ER&D sourcing (USD Bn)

44-45

130-170



India's Engineering Research and Development (ER&D) sector is expected to contribute 22% to the Global ER&D sourcing market by FY30

India's share of global corporate ER&D sourcing is expected to increase from \$44-45 billion in CY23 to \$130-170 billion by CY30

Growth Drivers

- ✓ Surging investment in product innovation around key themes of digital transformation and sustainability
- ✓ India's cost advantage and availability of skilled talent pool
- ✓ Focus on accelerating Time-To-Market through collaborating with R&D providers

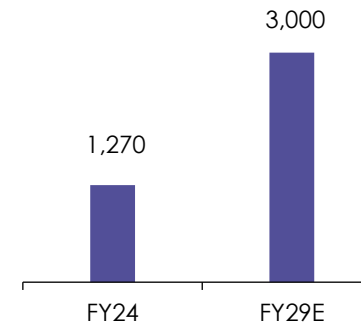
Defence & Space Market Outlook

India's Defence Production (USD Bn)

CAGR 18.8%

1,270

3,000

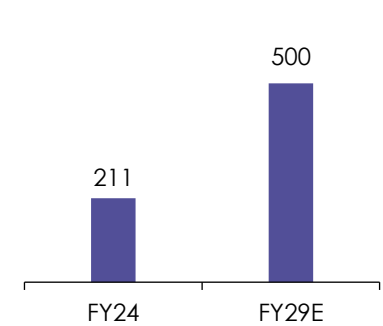


India's Defence Exports (INR Bn)

CAGR 18.9%

211

500



Growth Drivers

Defence:

- ✓ Rising defence budget prioritizes advanced technology systems and next-generation capabilities to modernize its armed forces
- ✓ Prioritization of Domestic Procurement in DAP & fostering defence exports to make India a global defence supplier.
- ✓ Positive indigenisation list driving import substitution

Space:

- ✓ Rapid advancement in space tech for commercial, military, scientific exploration.
- ✓ India's share in the global space economy is projected to rise from 2% in FY24 to 8% by FY33

Highly Embedded in Value Chain across Segments



ER&D

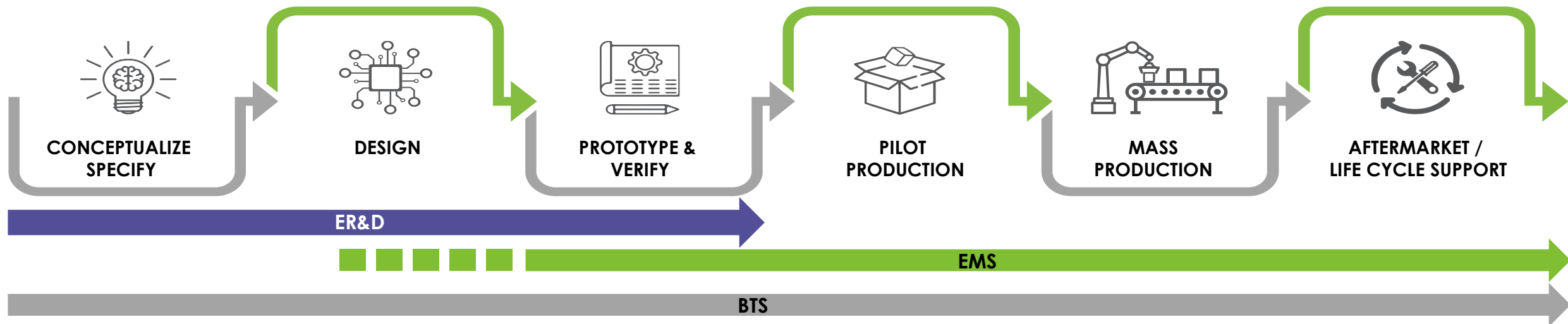
- ✓ Engineering Services involve conceptualizing, designing and certifying of **Electronic Hardware, Embedded Software, FPGA, Analog, Radio Frequency products, Power Electronics**, etc.
- ✓ Design strength of **600+ design engineers**
- ✓ **Design centers located in Europe, North America and India**, enabling Centum to work closely with international customers
- ✓ **Flexible engagement models** depending on the specific project requirements. Customers can choose between Consulting Engagements and Fixed Price Contracts

EMS

- ✓ EMS Services include **manufacturing solutions** focused on a High reliability & High Complexity products
- ✓ Centum offers a wide range of manufacturing solutions from **Printed Circuit Board assemblies to Complex box builds, Line Replaceable Units & full system integration**
- ✓ **Client centric approach** to meet every requirement and achieve customers goals of lower TCO and reduced time-to-market

BTS

- ✓ The Built to Specification services include taking a project **from conceptualization to mass production**
- ✓ Centum's unique positioning with a **full range of integrated capabilities** makes it the ideal product realization partner
- ✓ Convenience of a **single point of contact** reducing time delays, TCO and quick time to market
- ✓ Involves **higher IP and value creation** opportunities for both the customer and for Centum.



TCO = Total Cost of Ownership

Global Design & Manufacturing Facilities



Unit 1 - Micro Electronics Manufacturing – Bangalore (Class 1K, 10K clean room)



Unit 2 - EMS Manufacturing – Aerospace Park, Bangalore (6 SMT lines)




Testing Lab – Bangalore (MIL/Space certified)



Design Dep. - Belgium



Canada (35 FTE)



Design Dep. - France (350 FTE.)



- ❑ **Extensive Facilities:** 3,50,000 sq. ft. with 6 SMT lines and unique microelectronics capabilities, including high-frequency RF/microwave and high-power products for high-complexity production.
- ❑ **Industry 4.0:** Advanced IT tools including latest ERP and MES systems, AI-enabled analytics, & fully digitalized processes for efficiency and precision.
- ❑ **Specialized Teams:** Multidisciplinary design teams with CoEs in Power Electronics, Passenger Information Solutions, RF & Microwave, and Signal Processing, certified in safety-critical architectures.
- ❑ **Global Supply Chain:** Robust network of 600+ suppliers ensuring seamless sourcing and manufacturing support across geographies.

* Includes 275 Employees in France & 20 Employees in Belgium

Diversified Product portfolio

Build-to-Specification (BTS)


Space

Earth Observation Satellite Subsystems




- Delivered ~1,000 subsystems and modules

Electronic Warfare Payloads



- Achieved India's first EW Space Payload for DRDO
- Realized a full miniSAR Satellite Payload

Small Sat & Payload Integration



- Integrated small satellites for scientific missions
- Collaborated with new customers on **Satellite Assembly Integration and Test**

Leader in Indigenous Satellite Systems & Payloads

Defence

Missile Control & Guidance



- Laser guided ATGM* Manufactured under license by DPSU
- Fully indigenized** Critical guidance subsystem
- Unique **microelectronics capabilities**

Radar Subsystems



- Indigenous Radar for Naval Platform
- Designs & Manufactures TR Modules

Tank Electronics



- Import substitution** of critical Electronic equipment
- Multidisciplinary technologies including optics, digital, power, controls

Railway

Public Address & Intercom



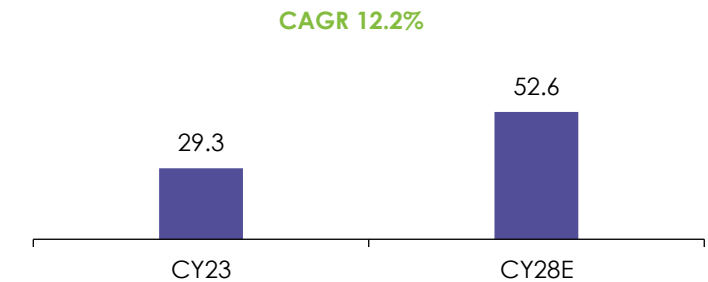
- Product range:** Passenger Emergency Intercom, Driver Panel, Audio Peripherals

Passenger Information Systems



- Product range:** TFT LCD Displays, LED Displays, Touchscreen Consoles, Software Tools

Passenger Information System Market Global Forecast(USD Bn)



- Major focus on improving customer experience in Railways with ~50+ Mn \$ RFP in Pipeline


Strong manufacturing capabilities across the value chain



Industrial & Medical Products



Industrial Measurement & Control



Control Boards




Digital X-ray (Health Care)



Communication Equipment (Power Grid)



Fertility Kit (Consumer Health)



Blower Module (Power Tools)

E-Mobility Products



Battery Management System (Electric 3-wheeler)
PCBA for Leading Indian Electric 3-wheeler manufacturer



MK2 Encoder (Electric Commercial Vehicles)
End application for position correction of Motor Shaft – Designed inhouse




HV Inverters PCBA (Electric Buses)
Traction Inverters for Electric and Hybrid Powertrain systems

Defence & Aerospace



Air traffic Management Systems



Sonar Sub systems



Infrared Cameras for Defense vehicles



Electronics for Optronic Equipment



Embedded Hardware/ Software solution expertise



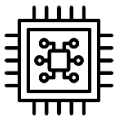
Product certification support



600+ Engineers



Embedded computers & safety architecture



Electronics, CAD, PCB & components



Packaging, environment, EMC, Thermal analysis



FPGA & SOC



Consulting Services



Test & measurement Solutions



Global Delivery Centers

Aerospace

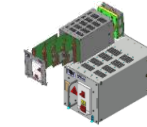
Embedded Computing



A320 Neo
ARINC615 data loading computers



A350
Alternate Extension Control Module



Remote Braking Control Unit
Remote data concentrator of the braking control system

Flight Control & Actuation



Global 7000
Electrical door actuator



Electrical Control Unit controlling the **X4 - H160** helicopter landing gear



eTHSA
Electrical Trimmable Horizontal Stabilizer Actuator

Energy Conversion



Smart Operation on Ground Power Electric with Energy Recycling System



A350
Li-Ion Battery Management System



Electrical motor controller
160kVA full SIC for Helicopter in case of engine failure

Others

Medical



Implantable cardiac output management system



Safety drug fluids multi-injection system



Medical System acquisition board, video signals from radiology and fluoroscopy

Automotive



Tire Wear Management



ECU*
Vehicle oil pump injection



EMCC
Efficient Modular Cost-effective Charging system

Energy / Industry



Diagnosis device for industrial circuit breaker maintenance



Super synchronized radio acquisition acoustic antenna



Solar power plants integrating energy storage capabilities: 50 kVA to 2.5 kVA

Long-standing relationships with marquee customer base



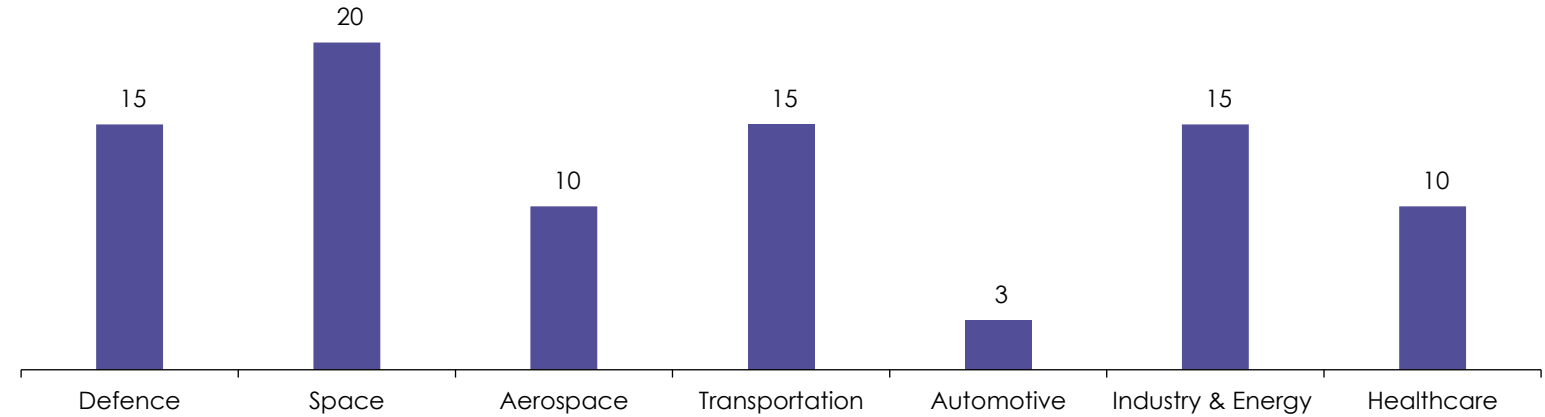
Verticals

Few key customers

<p>Defence</p>	Largest French Defence Co, DPSUs
<p>Space</p>	ISRO, DRDO
<p>Aerospace</p>	Top European aircraft manufacturer, Top European Tier 1 Aero OEM
<p>Transportation</p>	Global Top 2 Rail OEMs
<p>Automotive</p>	Leading US Tier 1 OEM
<p>Industry & Energy</p>	Global OEMs for Industrial & Power Grid Automation
<p>Healthcare</p>	Top 3 player for digital radiography, Inito

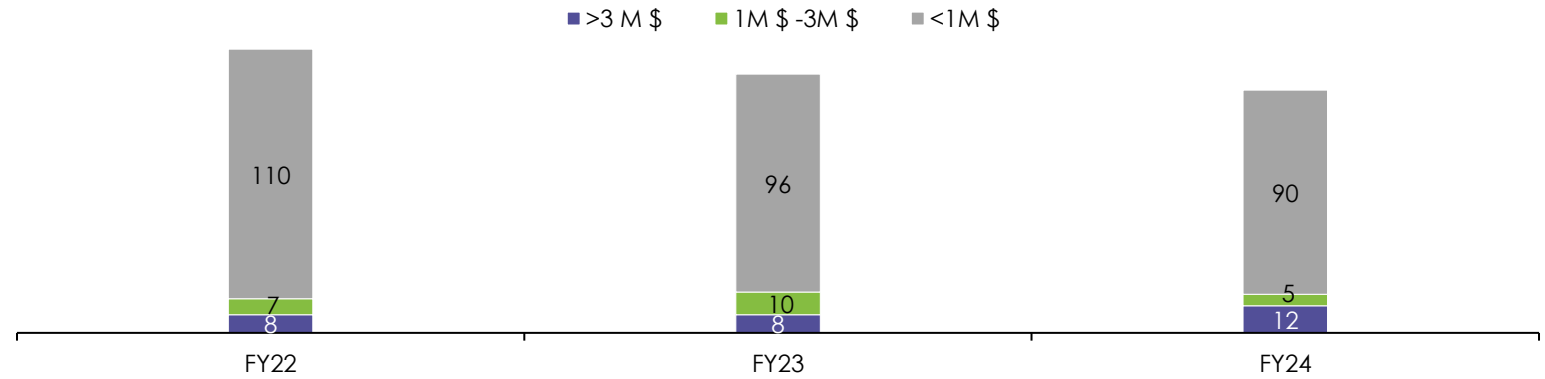
Long Standing Relationship with clients

Average Business period relationship of Top 3-5 Customers in each vertical (in years)



Improving Customer Mix

No. of Customers under Revenue Buckets



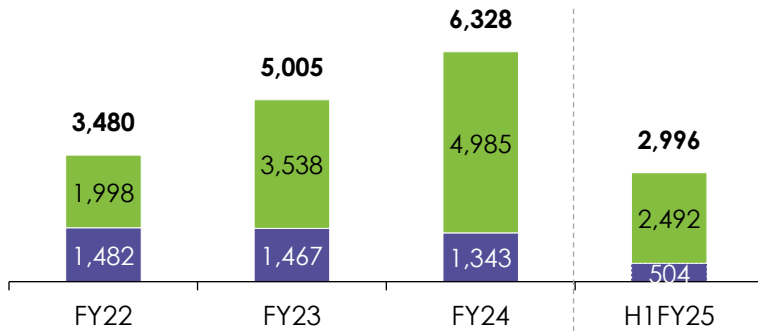
Strong outlook across segments



Standalone Revenue (INR Mn)

■ BTS ■ EMS

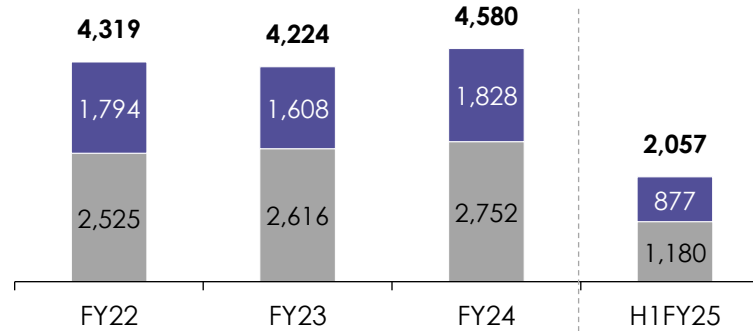
2Y CAGR (FY22-24): 34.9%



Subsidiary Revenue (INR Mn)

■ ER&D ■ BTS

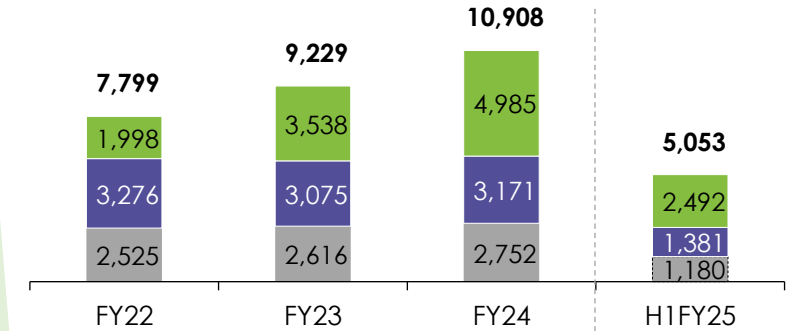
2Y CAGR (FY22-24): 2.9%



Consolidated Revenue (INR Mn)

■ ER&D ■ BTS ■ EMS

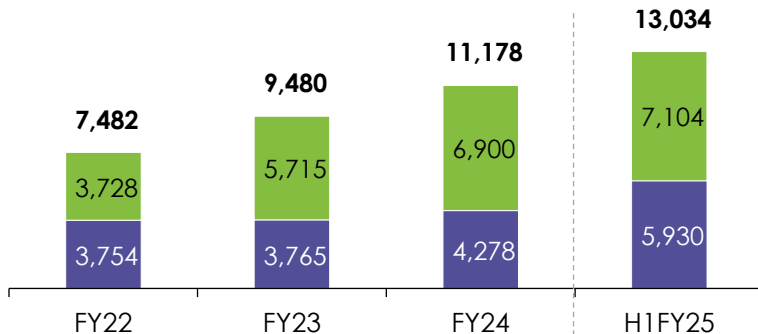
2Y CAGR (FY22-24): 18.3%



Standalone Order Book (INR Mn)

■ BTS ■ EMS

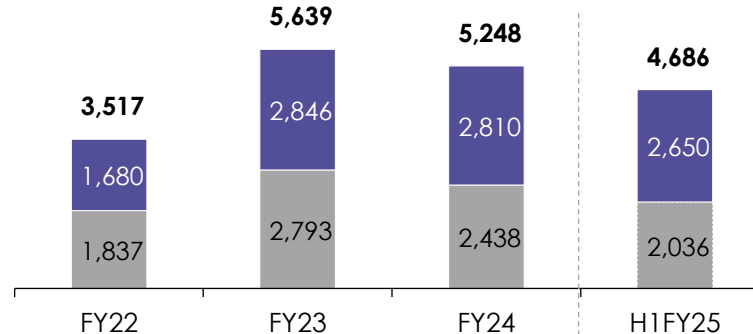
CAGR (FY22-H1FY25): 31.9%



Subsidiary Order Book (INR Mn)

■ ER&D ■ BTS

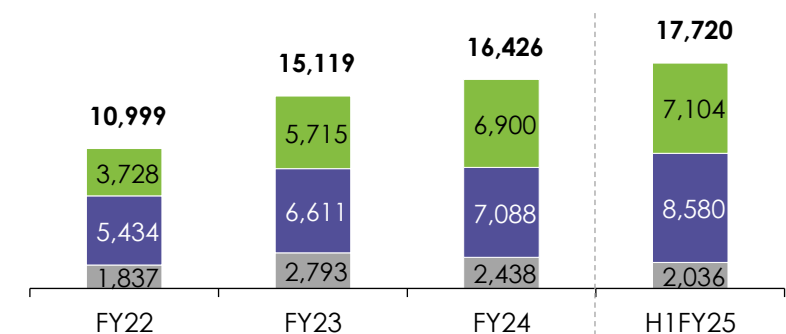
CAGR (FY22-H1FY25): 15.4%



Consolidated Order Book (INR Mn)

■ ER&D ■ BTS ■ EMS

CAGR (FY22-H1FY25): 22.2%



Growth Strategies

EMS – Key growth drivers



Aerospace, Defence, Space

- Won a **major In-flight entertainment** program with existing Aerospace customer
- **Middle east-** New Customers ramping for missile programs
- Strong pipeline of opportunities for avionics and defence



Transportation

- Strong demand for **Passenger Information Systems** for India, European and NAM projects beyond **FY27**
- Growing demand of Metro/Rails project for Tier-II cities, 100 cities in India will have metro trains.



Industrial

- New customer won – **Semiconductor** Equipment
- New customer won - **Biometrics** devices
- Engaged with big US corporation, German customer successfully onboarded



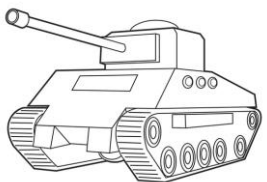
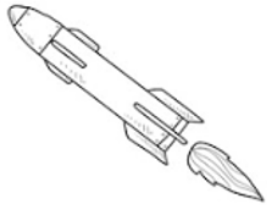
Electric Mobility

- Manufacturing electronics for inverter & BMS for 4W/ 3W/ 2W wheelers & Commercial Buses addressed
- **Indian E-2W** project now in ramp up stage
- Successfully Audited by a Tier 1 German Automotive Customer on VDA 6.3 processes



Medical Electronics

- Ramp up in **Portable Scanning & Point of Care Devices** across customer.
- New Customers in pipeline



Current Capabilities: Multidisciplinary differentiated technical capabilities

- **Satellite Payloads** for **Electronic Warfare** (ELINT), MiniSAR, Hyperspectral Imaging electronics
- **Satellite Bus & Launch Vehicle systems** for Power, Data Handling, Controls, Sensors Processing
- **Radar subsystems** across frequency bands including TR Modules/Planks, ERP, Power Supplies
- **Missile subsystems** including control & guidance, On board processors etc for ATGM, SAMs
- **Tank Platform Electronics** for sights, controls, safety

New Capabilities: Expanding product portfolio & moving up the value chain

- **Satellite Constellations** including inter sat link and synchronization
- **Electronic Warfare Systems:** Next Gen **Airborne EW Suite, Naval EW solutions**
- **Radar Systems** for airborne and land based platforms
- **Inertial & Control** solutions for various platforms

Strong Opportunity Pipeline:

- **Multifunction Radar subsystems for VLSRSAM**
- **Satellite Constellations** for ISR applications
- **Fighter Aircraft & Helicopter upgrade** programs for (Avionics, Radar, EW systems)
- T-90 Tank Upgrade program
- Drone based payloads and electronics for communication and ISR

Margin Improvement

- **Utilisation improvement**
- **Cost Reduction in Canada subsidiary through Offshoring**
- **Gross Margin improvement**

Growth

- **Growth with existing customers** in Aerospace & Automotive sectors
- **Selected as a Platinum Supplier** for a Defence & Aerospace customer
- **New strategic engagement** with Aircraft OEM for future tech roadmap
- **Mining** – new contracts

Experienced Board of Directors and Leadership Team



Board of Directors



Apparao V Mallavarapu - Chairman & MD

- Founded Centum Electronics in the year 1993.
- Appointed as Honorary Consul of Brazil by The Embassy of Federative Republic of Brazil and appointed the Officier de l'Ordre National du Mérite by the President of French Republic.
- Awarded 'Champion of Innovation Award' by the Prime Minister of New Zealand H.E. John



Nikhil Mallavarapu - Executive Director

- Associated with Centum since 2012
- Prior Exp: A Multinational Semiconductor Company- Analog Devices
- MSc and BSc Degrees in Electrical and Computer Engineering - Carnegie Mellon University; MBA - INSEAD Business School in France.



Manoj Nagrath - Independent Director

- Managing Partner of S.P. Nagrath & Co., LLP,
- Rich experience of 40+ years as a CA
- Performed in wide range of assignments including JV Consulting, Structuring/Restructuring of business etc.



Tarun Sawhney - Independent Director

- Vice Chairman & Managing Director of Triveni Engineering & Industries Ltd (TEL) and Director of Triveni Turbine Limited and Triveni Energy Solutions Limited.
- Significant roles: President of the Indian Sugar Mills Association (ISMA) and Chairman of the Indian Sugar Exim Corporation Limited.
- MBA – Wharton; Master's - Cambridge



K S Desikan - Chief Financial Officer

- CFO at Centum since 2001
- Overall experience of 37 years
- Prior Exp: Tube Investments of India and BPL Ltd
- Commerce graduate, Chartered Accountant and Cost Accountant



Eric Rouchouze – CEO - Centum T&S Group

- Worked as a Business Manager in the nuclear sector for ASSYTEM
- Prior Exp: 19 years as a COO for AKKA
- Overall 25 years of experience



Rajiv C Mody - Independent Director

- Founder, Chairman, Managing Director & CEO - Sasken Technologies Ltd.
- Served as an Executive Council Member of NASSCOM (2001-2008)
- Part of Harvard Business School South Asia Advisory Board



P. Thiruvengadam - Independent Director

- Was National Director at Deloitte Touche Tohmatsu India Pvt. Ltd (DTIPL)
- 40+ years of global experience in Management Consulting with expertise in HR Strategy & Talent Management, Business Process Improvement and Strategic Planning among other advisory services.
- Cost Accountant and IIT Madras graduate



V Kavitha Dutt - Independent Director

- Joint MD at Krishna Commercial Products CP Ltd.
- Director - FLO Industrial Park, Hyderabad, and Vice President-World Telugu Federation.
- Served as Chairperson - FICCI Tamil Nadu State Council; President - Madras Management Association; National President-FICCI-FLO, and Vice Chairperson-SCWEC-India.



Tanya Mallavarapu - Non-Executive Director

- Founder of TMR Design Co. an interdisciplinary design firm catering to industries from healthcare, residential, commercial and hospitality.
- Prior Exp: Business Analyst at Intuit creating revenue models and marketing strategies to launch the newly developed GoPayment product.
- Master's Degree in Economics - Duke University



Vinod Chippalkatti - President - SEBU

- Responsible for delivering mission critical products for Satellites, Launch Vehicle, Radars etc.
- PHD in Space Electronics Domain
- Prior Exp: 10 years at ISRO



Jagadish Singh G - President – EMS Business Unit

- Domain expertise in the Electronics Manufacturing Industry, specializing in business development, sales, program management, team building etc.
- Overall 30+ years of experience

KMPs

Standalone Financial Highlights



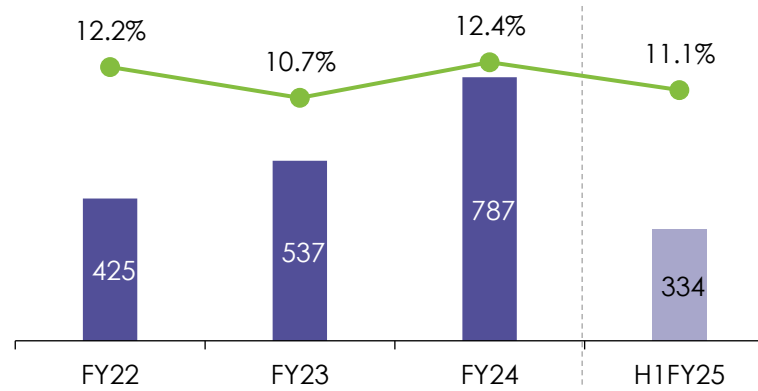
Operational Revenue – (INR Mn)

2Y CAGR (FY22-24): 34.8%



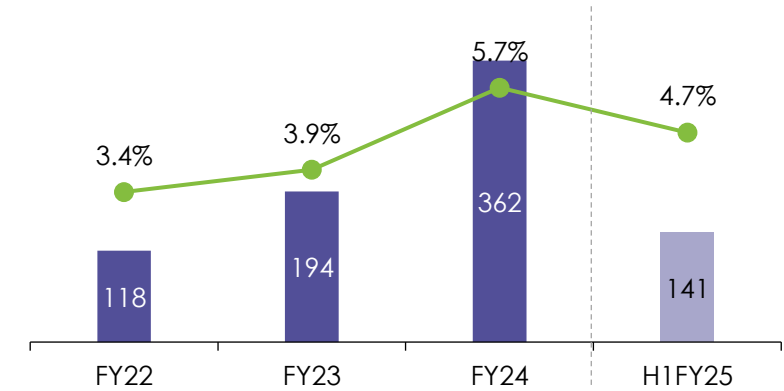
EBITDA & EBITDA Margins (%) - (INR Mn)

2Y CAGR (FY22-24): 36.1%

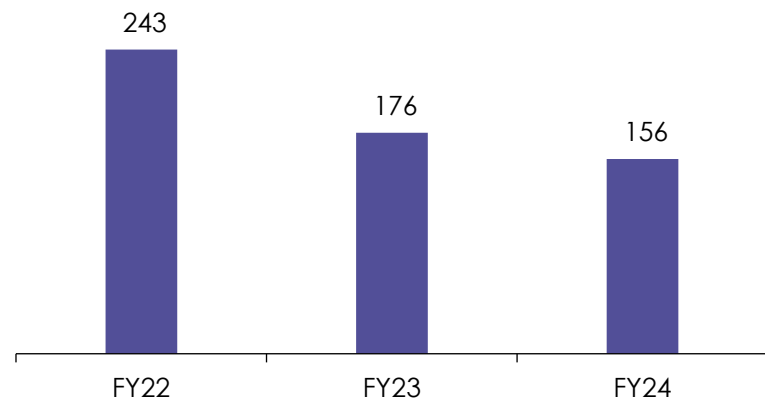


PAT & PAT Margins (%) - (INR Mn)

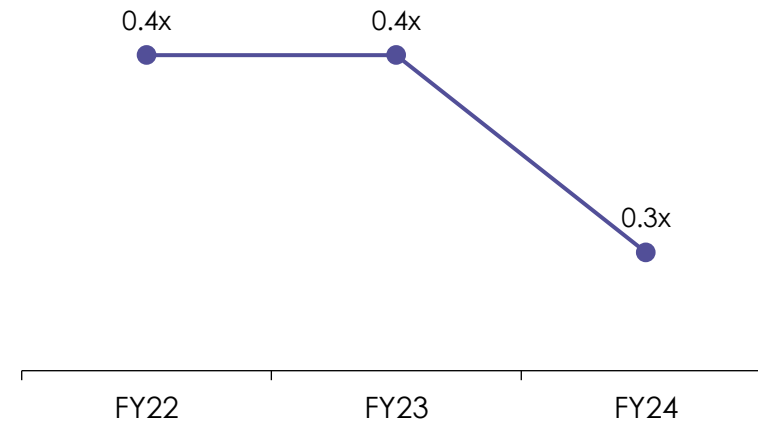
2Y CAGR (FY22-24): 75.5%



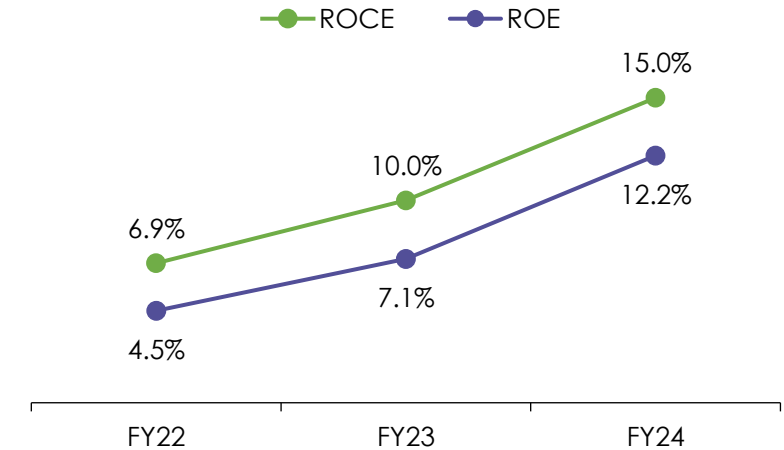
Net Working Capital Days



Debt to Equity



Return Ratios



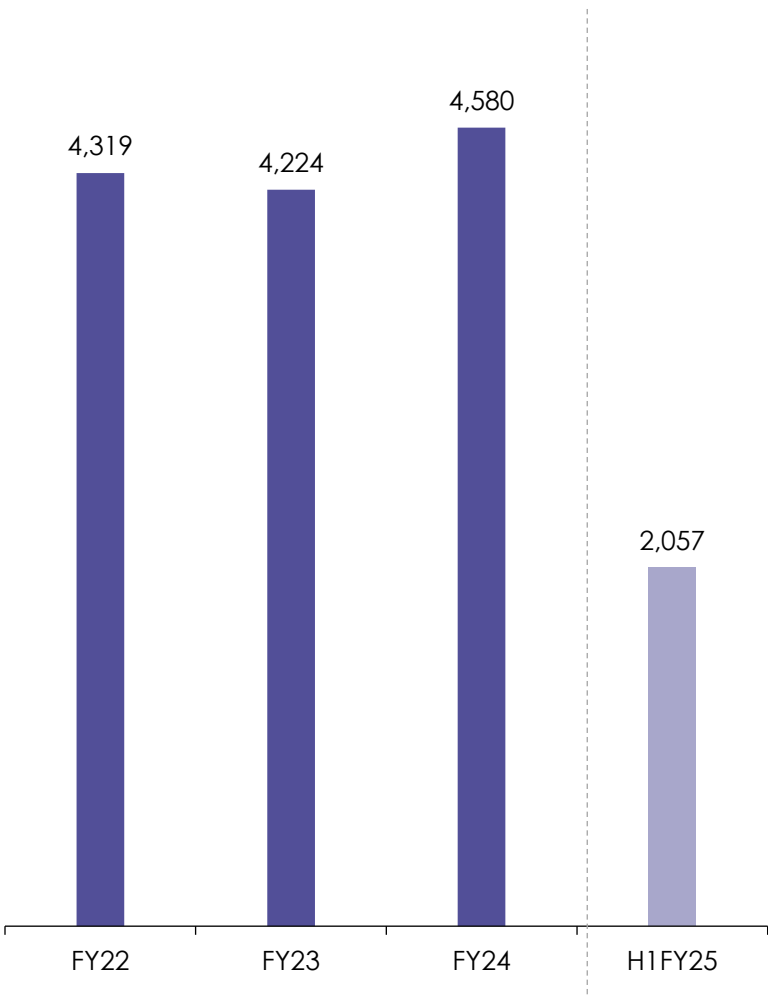
Source: Company presentation; Net Working Capital = Receivable Days + Inventory Days – Payable Days – Customer Advances Days (Current);

Subsidiary Financial Highlights

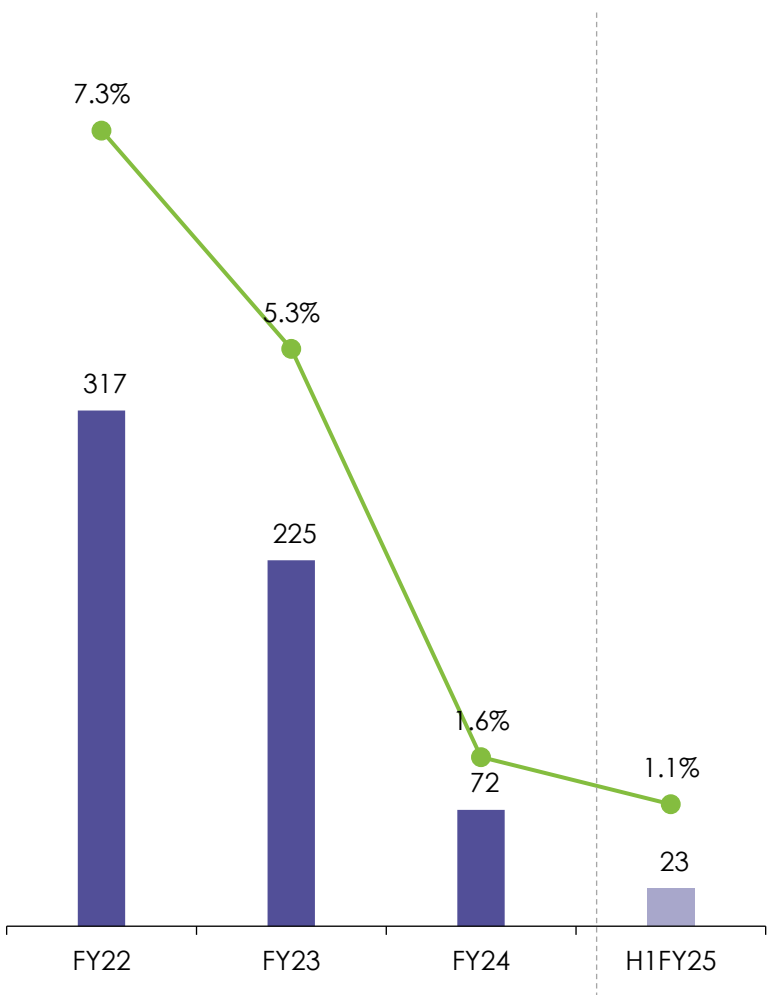


Operational Revenue - (INR Mn)

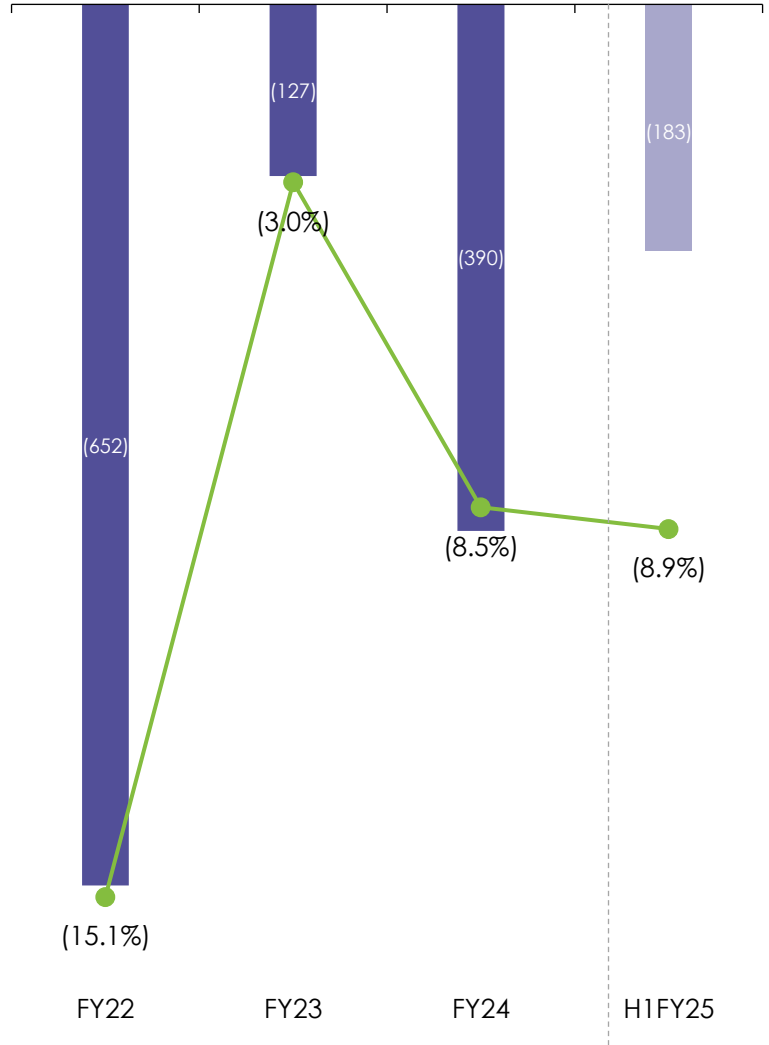
2Y CAGR (FY22-24): 11.5%



EBITDA & EBITDA Margins (%) - (INR Mn)



PAT & PAT Margins (%) - (INR Mn)



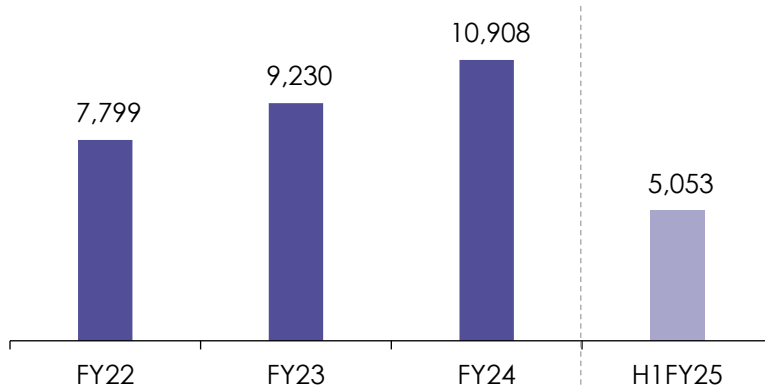
Source: Company presentation; Subsidiaries include CEUK, CTNS, CTNSI & elimination adjustment.

Consolidated Financial Highlights



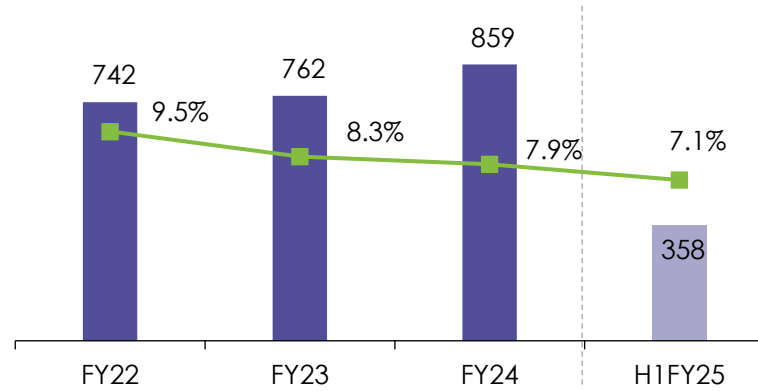
Operational Revenue - (INR Mn)

2Y CAGR (FY22-24): 18.3%

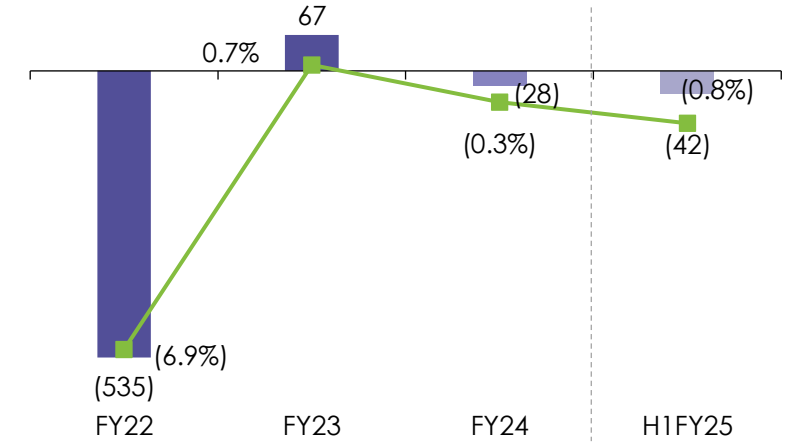


EBITDA & EBITDA Margins (%) - (INR Mn)

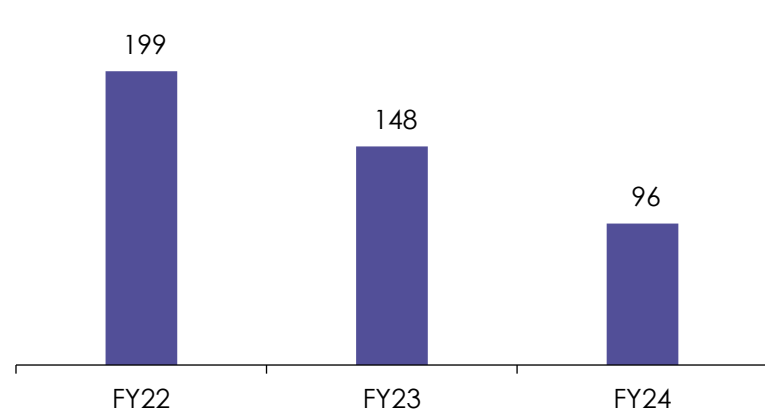
2Y CAGR (FY22-24): 7.6%



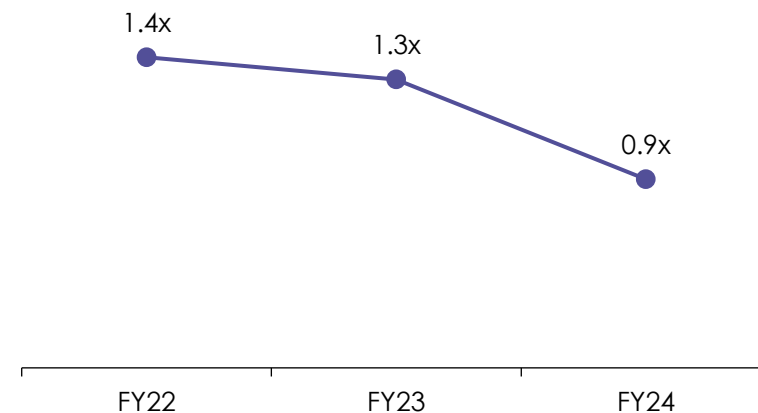
PAT & PAT Margins (%) - (INR Mn)



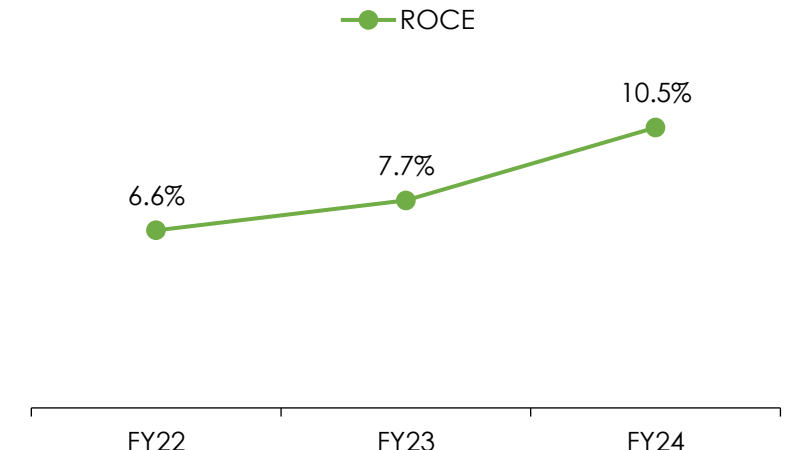
Net Working Capital Days



Debt to Equity



Return Ratios



Source: Company presentation; Values INR in Mn; Net Working Capital = Receivable Days + Inventory Days - Payable Days - Customer Advances Days (Current)

Annexures

Historical Standalone Income Statement



Particulars (INR Mn)	FY22	FY23	FY24	H1-FY25
Operational Revenue	3,480	5,006	6,328	2,996
Total Expenses	3,055	4,470	5,541	2,663
EBITDA	425	536	787	333
EBITDA Margins (%)	12.21%	10.71%	12.44%	11.11%
Other Income	58	47	67	28
Depreciation	165	162	184	96
Finance Cost	146	157	180	75
PBT Before Exceptional Items	172	264	490	190
Exceptional Items	(18)	-	-	-
PBT	154	264	490	190
Tax	36	70	127	49
PAT	118	194	363	141
PAT Margins (%)	3.39%	3.89%	5.74%	4.71%
Other Comprehensive Income	6	6	3	2
Total Comprehensive Income	124	200	366	143

Standalone Balance Sheet



Particulars (INR Mn)	FY22	FY23	FY24	H1-FY25
ASSETS				
Non-Current Assets	2,120	2,219	2,480	2,580
(a) Property, Plant & Equipment	1,033	993	1,053	1,028
(b) Capital Work in progress	-	54	3	25
(c) Goodwill on Consolidation	36	36	36	36
(d) Other Intangible Assets	42	29	18	16
(e) Right of use asset	29	35	23	19
(f) Intangible assets under development	-	-	-	-
(g) Financial Assets				
(i) Investments	628	763	1,081	1,081
(ii) Loans	-	10	-	5
(iii) Other financial assets	269	205	158	216
(h) Deferred tax assets (net)	25	62	89	138
(i) Non-current tax assets (net)	49	10	9	9
(j) Other non-current assets	9	21	10	7
Current Assets	3,340	4,835	5,748	7,113
(a) Inventories	1,986	2,316	2,874	3,712
(b) Financial Assets				
(i) Investments	-	-	-	-
(ii) Trade Receivables	891	2,095	2,203	2,310
(iii) Cash and Cash Equivalents	149	137	130	179
(iv) Bank balances other than above	94	69	235	156
(iv) Loans	-	-	-	5
(v) Others current financial assets	59	16	29	29
(c) Other Current Assets	161	202	277	722
TOTAL ASSETS	5,460	7,054	8,228	9,693

Particulars (INR Mn)	FY22	FY23	FY24	H1-FY25
EQUITY AND LIABILITIES				
Equity	2,645	2,826	3,124	3,239
(a) Share Capital	129	129	129	129
(b) Other Equity	2,516	2,697	2,995	3,110
Non-Current Liabilities	85	259	735	313
(a) Financial Liabilities				
(i) Borrowings	-	-	103	74
(ii) Other Financial Liabilities	-	-	-	-
(iii) Lease Liabilities	2	8	3	1
(b) Government Grants	27	24	16	14
(c) Net non-current employee defined benefit liabilities	56	60	50	53
(d) Other Non-Current Liabilities	-	167	563	171
Current Liabilities	2,730	3,969	4,369	6,141
(a) Financial Liabilities				
(i) Borrowings	980	1,059	912	1,410
(ii) Trade Payables	726	1,525	1,650	2,439
(iii) Other Financial Liabilities	84	167	159	154
(iv) Lease Liabilities	12	6	2	2
(b) Government Grants	8	8	8	7
(c) Other current Liabilities	858	1,025	1,501	1,954
(d) Net current employee defined benefit liabilities	7	7	8	8
(e) Provisions	25	62	81	77
(f) Liabilities for current tax (net)	30	110	48	90
TOTAL EQUITY AND LIABILITIES	5,460	7,054	8,228	9,693

Historical Consolidated Income Statement



Particulars (INR Mn)	FY22	FY23	FY24	H1-FY25
Operational Revenue	7,799	9,230	10,908	5,053
Total Expenses	7,057	8,468	10,049	4,695
EBITDA	742	762	859	358
EBITDA Margins (%)	9.52%	8.26%	7.87%	7.08%
Other Income	80	59	68	28
Depreciation	432	438	453	234
Finance Cost	263	273	346	153
Share of profit / (losses) of associates and JV from continuing operation	(46)	12	0	-
PBT Before Exceptional Items	82	121	128	(1)
Exceptional Item	(604)	-	(49)	-
PBT	(522)	121	79	(1)
Tax	13	54	107	41
PAT	(535)	67	(28)	(42)
PAT Margins (%)	NA	0.73%	(0.26)%	(0.83)%
Other Comprehensive Income	25	7	23	(9)
Total Comprehensive Income	(510)	74	(5)	(51)

Consolidated Balance Sheet



Particulars (INR Mn)	FY22	FY23	FY24	H1-FY25
ASSETS				
(1) Non-current assets	3,356	3,360	3,038	3,059
(a) Property, Plant and Equipment	1,120	1,071	1,126	1,097
(b) Capital work-in-progress	-	54	3	25
(c) Goodwill on consolidation	376	376	376	413
(d) Other Intangible assets	416	286	351	302
(e) Right of use asset	481	465	530	489
(f) Intangible assets under development	120	228	101	58
(g) Financial assets				
(i) Investment in joint ventures and associates	59	82	84	87
(ii) Other Investments	14	14	1	1
(iii) Other non current financial assets	378	363	276	334
(h) Deferred tax assets (net)	32	70	102	155
(i) Non-current tax assets (net)	49	9	13	33
(j) Other non-current assets	311	342	75	65
(2) Current assets	5,874	7,367	7,600	8,452
(a) Inventories	2,248	2,611	3,174	4,016
(b) Financial assets				
(i) Trade receivables	2,499	3,310	2,280	2,297
(ii) Cash and cash equivalents	481	353	481	417
(iii) Bank balances other than cash and cash equivalents	94	69	235	156
(iv) Other current financial assets	226	121	441	396
(c) Other current assets	326	903	989	1,170
Total assets (1+2)	9,230	10,727	10,638	11,511


Particulars (INR Mn)	FY22	FY23	FY24	H1-FY25
EQUITY AND LIABILITIES				
(1) Equity	1,985	2,040	1,967	1,889
(a) Equity share capital	129	129	129	129
(b) Other equity	1,911	1,978	1,904	1,834
Equity attributable to equity holders of the parent (a+b)	2,040	2,107	2,033	1,963
(c) Non-controlling interests	(55)	(67)	(66)	(74)
(2) Non-current liabilities	1,453	1,246	1,616	973
(a) Financial liabilities				
(i) Borrowings	816	580	447	315
(iii) Lease Liabilities	356	362	408	371
(b) Deferred tax liabilities (net)	49	27	5	-
(c) Net non-current employee defined benefit liabilities	58	62	53	58
(d) Other non-current liabilities	77	167	672	208
(e) Provisions	70	24	15	7
(f) Government Grants	27	24	16	14
(3) Current liabilities	5,792	7,441	7,055	8,649
(a) Financial liabilities				
(i) Borrowings	1,910	2,048	1,290	1,783
(ii) Trade payables	1,141	2,110	2,378	3,027
(iii) Other current financial liabilities	599	517	372	305
(iv) Lease Liabilities	120	92	118	114
(b) Other current liabilities	1,701	2,255	2,517	3,033
(c) Government Grants	8	8	8	7
(d) Net employee defined benefit liabilities	6	7	8	8
(e) Provisions	275	287	313	279
(f) Liabilities for current tax (net)	32	117	51	93
Total equity and liabilities (1+2+3)	9,230	10,727	10,638	11,511

Diversified Product portfolio across Industries & Segments



	ER&D	EMS	BTS
 Defence	✓	✓	✓
 Space	✓		✓
 Aerospace	✓	✓	✓
 Transportation	✓	✓	✓
 Automotive	✓	✓	✓
 Industry & Energy	✓	✓	
 Healthcare	✓	✓	


Awards, Recognition & Certifications in Last Few Years

Global Growth Company



Highest Growth – Electronic Hardware Exporter



Centum in Forbes Asia's 200 BUB list



Electronics Man of the Year

Best Electronics Manufacturing Company In A&D Category

Champion Of Innovation (Mr Mallavarapu Apparao)




ISO 9001



Aerospace AS/EN9100 Rev D



Medical ISO 13485



Automotive IATF 16949

Best Electronic System Design Company Award

Excellence in Financial Reporting from ICAI




French R&D certification



Information Security & Management system ISO 27001



Environment ISO 14001
Health & Safety OHSAS 18001



ESD 20:20



Railways IRIS - Rev 2



Approved R&D facility by DST & GOI

*Additional customer-specific certifications required to be qualified as a supplier

Centum Electronics Limited

No representation or warranty, express or implied, is made as to, and no reliance should be placed on, the fairness, accuracy, completeness or correctness of the information or opinions contained in this presentation. Such information and opinions are in all events not current after the date of this presentation. Certain statements made in this presentation may not be based on historical information or facts and may be "forward looking statements" based on the currently held beliefs and assumptions of the management of Centum Electronics Limited ("Company" or "Centum"), which are expressed in good faith and in their opinion reasonable, including those relating to the Company's general business plans and strategy, its future financial condition and growth prospects and future developments in its industry and its competitive and regulatory environment.

Forward-looking statements involve known and unknown risks, uncertainties and other factors, which may cause the actual results, financial condition, performance or achievements of the Company or industry results to differ materially from the results, financial condition, performance or achievements expressed or implied by such forward-looking statements, including future changes or developments in the Company's business, its competitive environment and political, economic, legal and social conditions. Further, past performance is not necessarily indicative of future results. Given these risks, uncertainties and other factors, viewers of this presentation are cautioned not to place undue reliance on these forward-looking statements. The Company disclaims any obligation to update these forward-looking statements to reflect future events or developments.

This presentation is for general information purposes only, without regard to any specific objectives, financial situations or informational needs of any particular person. This presentation does not constitute an offer or invitation to purchase or subscribe for any securities in any jurisdiction, including the United States. No part of it should form the basis of or be relied upon in connection with any investment decision or any contract or commitment to purchase or subscribe for any securities. None of our securities may be offered or sold in the United States, without registration under the U.S. Securities Act of 1933, as amended, or pursuant to an exemption from registration there from.

This presentation is confidential and may not be copied or disseminated, in whole or in part, and in any manner.